

Smart Meter





SOLARMAN smart meter is applied for energy management purpose, and it works to measure and control electricity consumption of apartment renting, household and industrial electricity, charging station, PV plant, intelligent building, chain stores, communication stations and etc,. It features in high reliability, high accuracy, compact size and easy to install, etc.

Single-Phase Meters

- Compact size, 2P width.
- Embedded relay, supports ON/OFF switch locally/remotely.
- Protection functions in case of overvoltage, undervoltage, overcurrent, overload.
- Embedded communication module, support GPRS, NB-IoT, WiFi, 4G, etc.
- Measuring range: 0~60A, 0~13200w.
- Embedded high-capacity capacitor, able to trigger power-off alert.

Three-Phase Meters

- 2P width, less space occupied in distribution panel .
- Embedded communication module, support GPRS, NB-IoT, WiFi, 4G and etc.
- Max. measurement: 6 circuits with single CT, or 2 circuits with three-phase CTs.
- Open-type CT, easy for installation.
- Protection functions in case of overvoltage, undervoltage, overcurrent, overload.

	Single-Phase		Three-Phase	
Product Name	DIN-Rail Single-Phase Meter 	Single-Phase Remote Control Meter 	DIN-Rail Three-Phase Meter 	Six-circuit Multi-function Meter 
Product Model	DDS122-D	DDZY422-D2	DTSD422-D	DTSD422-D3
Dimension (mm)	92*76*18	110*77*36	91.5*76*36	91.5*85*36
Remote Communication	NA	4G/WiFi/GPRS/NB-IoT	NA	4G/WiFi/GPRS/NB-IoT
Serial Communication	RS485		RS485	
Rated Voltage	220V		3x220/380V	
Frequency	50/60Hz		50/60Hz	
Rated Current	5 (40) A	5 (60) A	3x6A/100A	6x6A/100A
Rated Power	8.8kW	13.2kW	66kW	
Power Consumption	0.5W	3W	0.5W	3W
Accuracy	1		1	
Two-way Metering	√		√	
Working Temperature	-25℃~+60℃	-30℃~+70℃	-25℃~+60℃	-30℃~+70℃
Power Supply	1 circuit with single-phase CT		1 circuit with three-phase CTs/ 3 circuits with single-phase CT	6 circuits with single-phase CT/ 2 circuits with three-phase CTs
Measurement	High Accuracy Sampling Mn-Cu		Clip-On CT	
No. of CTs	NA		3	6
Electrical Parameters	Voltage, Current, Active Power, Active Energy, Frequency, Power Factors	Voltage, Current, Active Power, Active Energy, Time-sharing Power, Frequency, Power Factors	Voltage, Current, Active Power, Apparent Power, Active Energy, Apparent Power, Split-phase Energy, Time-sharing Power, Reactive Power, Reactive Energy, Frequency, Power Factors	
Remote Switch	×	√	×	
Automatic Settlement	×	√	√	
Data-frozen	×	Point-frozen, Daily-frozen, Scheduled-frozen	Point-frozen	
Power-off Reminder	×	√	×	
Protection	×	Overvoltage/Undervoltage, Overcurrent, Overload (break-off)	×	Overvoltage/Undervoltage, Overcurrent, Overload (Alert)
Data Acquisition (Inverter)	×	√	×	√
Installation Method	35mm DIN-Rail		35mm DIN-Rail	